


# H640R Flooded Suction Pump


Rubber Liner  
and Impeller



**DAEPUMPS.COM**

info@daepumps.com

(760) 821-8112



## VERSATILE HEAVY-DUTY SOLUTION

DAE Pumps H640R flooded suction pumps are heavy duty horizontal slurry pumps designed to handle the transfer of abrasive and high-density slurries in mining and heavy industry.

H640R pumps feature a rugged cast iron construction with replaceable wear liners available in 27% chrome white iron, rubber or urethane to suit a wide range of applications, slurry types and consistencies.

The H640R pumps are 4-inch discharge and feature high efficiency performance capable of flow rates up to 1850 GPM and a head up to 140 ft.

They are designed to be interchangeable with the most common slurry pump footprints used by the mining industry.

H640R pumps are manufactured using the highest quality materials to ensure reliability and extended service life in heavy duty applications. H640R pumps are manufactured with a rugged cast iron outer casing which features reinforcing ribs for excellent high-pressure strength and safety.

## WEAR LINERS

A range of replaceable wear liners are available in 27% chrome white iron, rubber or urethane to suit the requirements of specific applications and slurry types. Wear liners are easily replaced when required by simply removing the front cover plate bolts and sliding off the front cover. This allows minimal downtime and simple servicing for maintenance staff.

# H640R Flooded Suction Pump

**Heavy duty, horizontal slurry pumps.** High efficiency transfer of abrasive and high-density slurries with extended wear life and reliable service intervals

## FEATURES

**6" Intake / 4" Discharge**

**1850 GPM**

**Over 140 Ft. Head**

**Rubber Lined High Tensile Steel**

## IMPELLERS

The impeller features pump-out vanes on the rear face to prevent recirculation. Impellers are available in 27% chrome white iron or rubber to suit the requirements of the pumped product and are easily accessible by simply removing the front cover plate bolts and sliding off the front cover.

## EXTERNAL IMPELLER ADJUSTMENT

An external impeller adjustment bolt is located under the bearing assembly and is easily accessible. This allows for changes to be made to the impeller clearance to maximize efficiency and service life without removing the front cover plate or disconnecting pipe-work or the bearing assembly. The system allows quick and simple adjustments to be made to compensate for wear and changes in operating conditions and duty points.

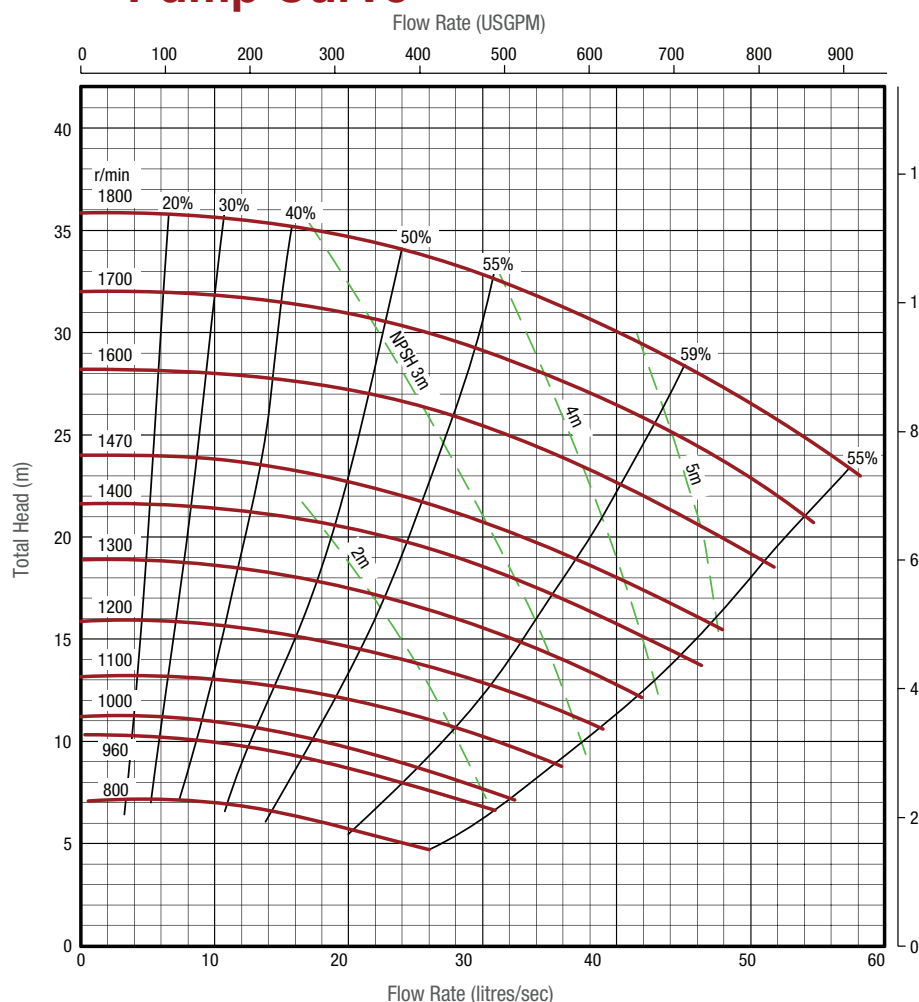
# H640R Flooded Suction Pump

## Specifications

Inlet/Outlet	Bearing Frame	Max Power	Max Particle Size	Impeller	No. of Vanes	Impeller Material	Impeller / Vane Dia.	Wear Liner Material
6" / 4"	D E	80HP / 60 kW 160HP / 120 kW	1.3" / 33 mm	E4147	5	Rubber Lined High Tensile Steel	15" / 397 mm	Rubber

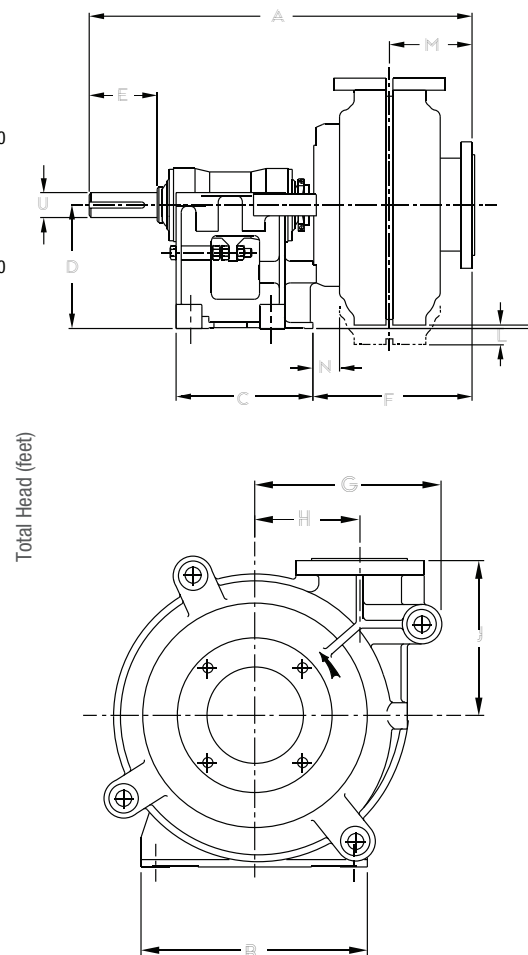
Dimensions (mm)															Weight
A	B	C	D	Key	E	F	G	H	J	K	L	M	N	U	Rubber
1021	492	364	330	18x11	164	424	406	229	338	11	-	219	65	65	454 kg (1000 lbs)
1178	622	448	457	22x14	222	433	406	229	338	138	-	219	75	80	635 kg (1400 lbs)

## Pump Curve



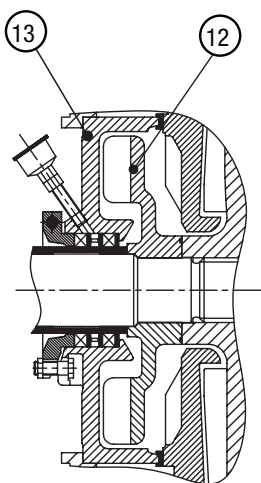
Performance curve is for clean, cold water only. Contact us to discuss pump selections for specific applications.

## Dimensions

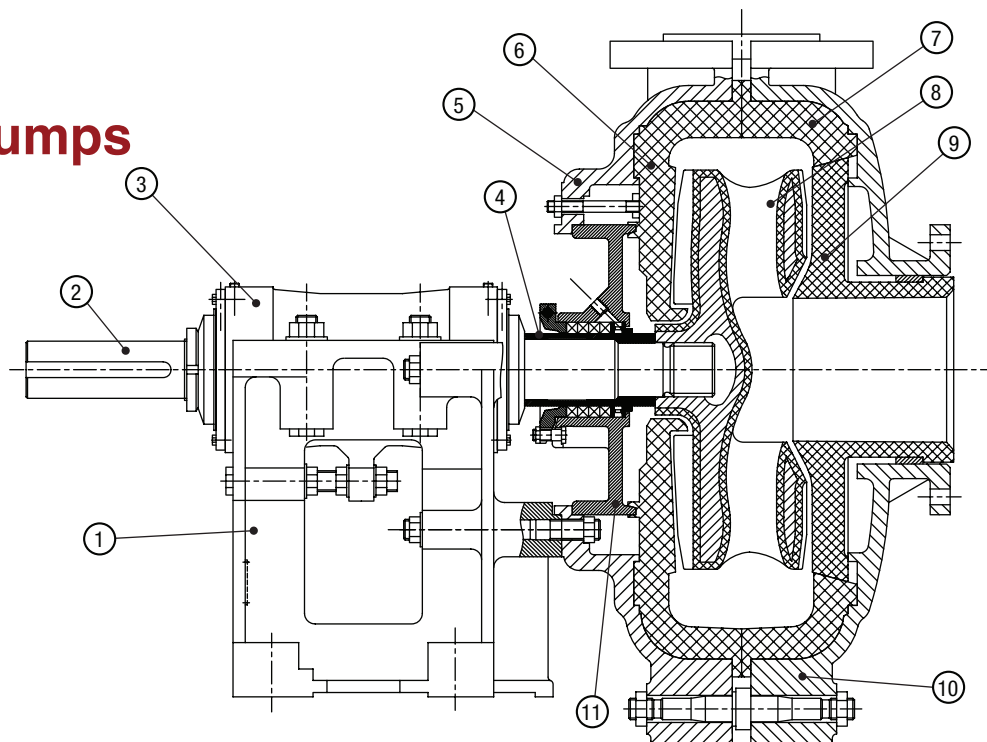




## Materials Rubber Lined Pumps



**METAL EXPELLER  
(RUBBER EXPELLER AVAILABLE)**



No.	Part Description	Material Specification
1	Base	Cast Iron
2	Shaft	4140 High Tensile Steel*
3	Bearing Assembly	Timkin (Cast Iron Body)
4	Shaft Sleeve	420 Stainless Steel
5	Pump Casing	Cast Iron
6	Frame Plate Liner Insert	Rubber
7	Cover Plate Liner	Rubber
8	Impeller	Rubber Coated High Tensile Steel
9	Throat Bush	Rubber
10	Cover Plate	Cast Iron
11	Stuffing Box	Cast Iron
12	Expeller	27% Chrome White Iron
13	Expeller Ring	Natural Rubber
	Bolts	Zinc Plated Steel
	O-rings	Nitrile Rubber
	Seals	Rubber

\* Other shaft material options are available.